


 Cite this: *RSC Adv.*, 2020, 10, 35499

 Received 4th August 2020  
 Accepted 19th September 2020

DOI: 10.1039/d0ra06738e

[rsc.li/rsc-advances](http://rsc.li/rsc-advances)

# Pyridine-2-carboxylic acid as an effectual catalyst for rapid multi-component synthesis of pyrazolo[3,4-*b*]quinolinones†

 Mayank G. Sharma,  Raturajsinh M. Vala  and Hitendra M. Patel \*

Green synthesis of pyrazolo[3,4-*b*]quinolinones was designed using bioproduct pyridine-2-carboxylic acid (P2CA) as a green and efficient catalyst. The multi-component reaction of aldehydes, 1,3-cyclodiones and 5-amino-1-phenyl-pyrazoles regioselectively produced pyrazolo[3,4-*b*]quinolinones in excellent yield (84–98%). Recycling of the catalyst was also investigated. The electronic effect of the various substituents in aromatic rings indicated that the reaction proceeded through the carbocation intermediate. This newly designed protocol very quickly constructed products conventionally under milder conditions.

## Introduction

Environmental challenges demand cost-effective syntheses that proceed through fast routes and generate less chemical waste. Multicomponent synthesis is more suitable than linear-type synthesis because single-step conversion reduces chemical waste, reaction time, work-up procedure and cost.<sup>1</sup> Multicomponent reactions (MCRs) have emerged as valuable tools for the development of diverse heterocyclic scaffolds.<sup>2–12</sup> Pyrazolo[3,4-*b*]quinolinones are also a product of multicomponent synthesis and show important biological properties. They are GSK3 inhibitors,<sup>13</sup> tubulin inhibitors,<sup>14</sup> phosphoinositide 3-kinase inhibitors<sup>15</sup> and potassium channel openers.<sup>16</sup> Besides, they show antileishmanial activity against amastigotes,<sup>17</sup> antimicrobial activity and antiproliferative activity.<sup>18</sup> These therapeutic properties make them effective and inspire development in their synthesis.

Various methods were reported for the synthesis of pyrazolo[3,4-*b*]quinolinones from aldehyde, 5-amino pyrazole and 1,3-dicarbonyl compounds. Ionic liquid such as [bmim]Br,<sup>19</sup> [bmim]BF<sub>4</sub>,<sup>20</sup> and HEAAc<sup>18</sup> are used as a solvent and catalytic medium for the synthesis. Other catalysts like InCl<sub>3</sub>,<sup>21</sup> PEG2000 (ref. 22) and nickel nanoparticle<sup>23</sup> are also used for the synthesis. Most of them suffered from either longer reaction time or low product yield.

Biomass derived chemicals provide the renewable sources in chemicals with low cost and it considerably enhance the sustainability of organic synthesis.<sup>24</sup> In this work, we explored the catalytical efficiency of versatile compound pyridine-2-

carboxylic acid (P2CA) in the synthesis of pyrazolo[3,4-*b*]quinolinones. Pyridine-2-carboxylic acid is an endogenous metabolite of L-tryptophan that has been reported to possess a wide range of neuroprotective, immunological, and anti-proliferative effects within the body.<sup>25</sup> Enzymatic oxidation of 3-hydroxyanthranilic acid by 3-hydroxyanthranilic acid oxygenase is a biosynthesis route to produce pyridine-2-carboxylic acid (P2CA).<sup>26</sup> P2CA and its derivatives are a chelating agent in coordination complexes of metal ions.<sup>27–29</sup> Its lead salt (PbPyA2) does the efficient passivation and generates high-performance and stable perovskite solar cells.<sup>30</sup>

Catalyst has a crucial role during synthetic transformation. It speeds up the transformation and modulates selectivity of the transformation same as steric effect.<sup>31</sup> MCRs of aldehydes, 5-amino pyrazoles and 1,3-cyclodiones promoted by bases like NaOEt, KOH and *t*-BuOK generate pyrazolo[4,3-*c*]quinolinones.<sup>32,33</sup> Whereas MCRs of same substrates promoted by pyridine-2-carboxylic acid (P2CA) regioselectively generate pyrazolo[3,4-*b*]quinolinones (Scheme 1). Furthermore, P2CA also reported as a catalyst with a metal salt or complex for some reactions. P2CA with Mn(II) catalysed oxidation of alkane, alkene and alcohol with H<sub>2</sub>O<sub>2</sub>.<sup>34</sup> P2CA with Cu(I) also catalyses *N*-arylation of hydrazides.<sup>35</sup> Here, we report catalytic efficiency of P2CA without any use of metal salt or complex and expand its utility towards MCRs with significant impact.

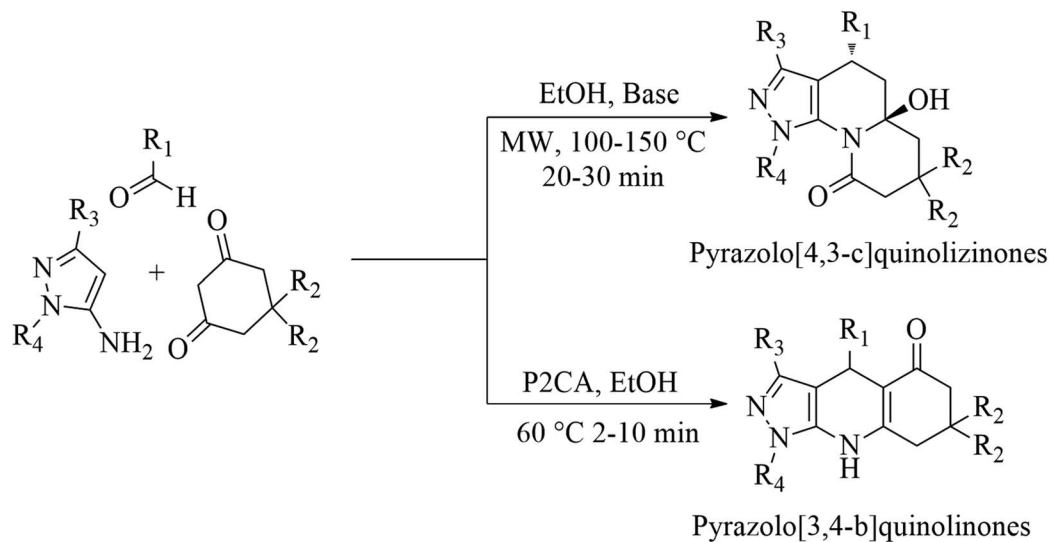
## Results and discussions

In our initial endeavour to synthesise pyrazolo[3,4-*b*]quinolinones, the model reactions of 1 mmol benzaldehyde **1a**, 1 mmol dimedone **2b**, and 1 mmol 5-amino-3-methyl-1-phenyl-1*H*-pyrazole **3a** were carried out in different reaction conditions as mentioned in Table 1. The reactions were investigated with

Department of Chemistry, Sardar Patel University, University Campus, Vallabh Vidyanagar, 388 120, Gujarat, India. E-mail: hm\_patel@spuvvn.edu

† Electronic supplementary information (ESI) available. See DOI: 10.1039/d0ra06738e





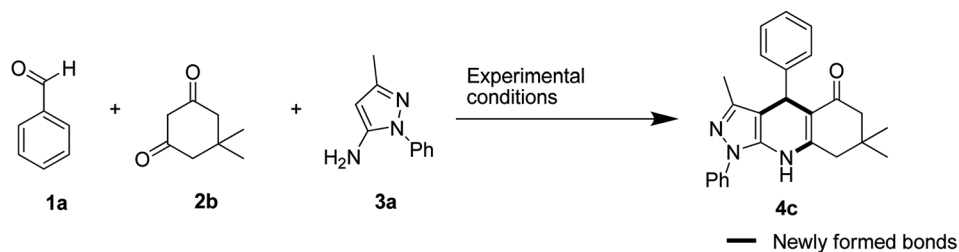
Scheme 1 Diverse route for MCR of aldehydes, 5-amino pyrazoles and 1,3-cyclodiones.

different amount of catalyst, different temperature and two green solvents water and ethanol.

The obtained results indicated that ethanol gave better product yield over water as a solvent. Additionally, when the

reaction was carried out with water and 10% mol P2CA at 60 °C, 74% product yield was obtained (Entry 7). But the product became sticky at the completion of the reaction and we have to follow some tedious workup procedures. The same results were

Table 1 Optimization of reaction condition<sup>a</sup>



Entry	Catalyst	Catalyst (mol%)	Solvent	Temp.	Time (minutes)	Consumption of aldehyde <sup>b</sup>
1	—	—	Water	RT	300	NIL
2	—	—	Ethanol	RT	300	NIL
3	—	—	Water	60 °C	240	NIL
4	—	—	Ethanol	60 °C	240	Incomplete
5	P2CA	10	Water	RT	180	Incomplete
6	P2CA	10	Ethanol	RT	180	Incomplete
7	P2CA	10	Water	60 °C	10	100%
8	<b>P2CA</b>	<b>10</b>	<b>Ethanol</b>	<b>60 °C</b>	<b>5</b>	<b>100%</b>
9	P2CA	10	Water : ethanol (1 : 1)	60 °C	10	100%
10	P2CA	10	Water : ethanol (1 : 4)	60 °C	10	100%
11	P2CA	5	Ethanol	60 °C	10	Incomplete
12	P2CA	20	Ethanol	60 °C	5	100%
13	P3CA	10	Ethanol	60 °C	12	100%
14	P4CA	10	Ethanol	60 °C	8	100%
15	CH <sub>3</sub> COOH	10	Ethanol	Reflux	60	100%
16	FeCl <sub>3</sub>	10	Ethanol	Reflux	120	100%
17	Betaine-oxalic acid	20	Ethanol	Reflux	90	100%
18	Betaine-succinic acid	20	Ethanol	Reflux	90	100%

<sup>a</sup> 1 mmol benzaldehyde **1a**, 1 mmol dimedone **2b**, and 1 mmol 5-amino-3-methyl-1-phenyl-1H-pyrazole **3a** stirred under various experimental conditions. <sup>b</sup> Monitored by TLC.



obtained when the mixture of water and ethanol was used as a solvent (Entry 9–10). The best result was obtained when the reaction carried out with 10 mol% of P2CA in ethanol at 60 °C (Entry 8). With this condition, the product fallout within 5 minutes. After a simple work-up process, 98% isolated yield of product was obtained. Pyridine-3-carboxylic acid (P3CA) and pyridine-4-carboxylic acid (P4CA) have almost similar catalytic efficiency to pyridine-2-carboxylic acid. Acetic acid, ferric chloride, betaine–oxalic acid and betaine–succinic acid was also used as a catalyst in the reaction which take more time to complete the reaction as compare to pyridine carboxylic acids.

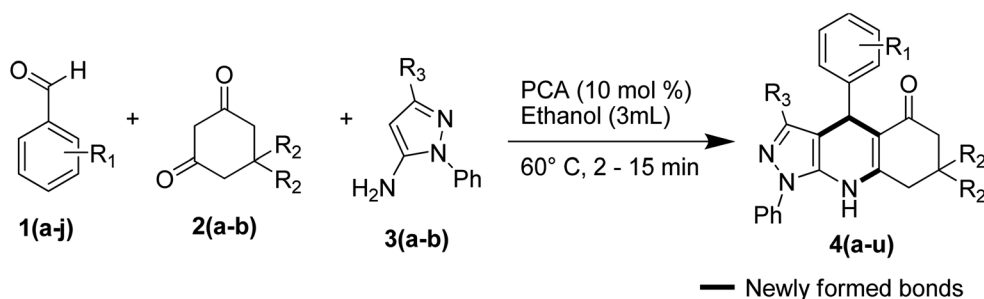
With the optimal condition in hand, the reaction of substituted aldehydes **1(a–j)**, cyclic 1,3-diones **2(a–b)**, and 5-amino-pyrazole derivatives **3(a–b)** was carried out to check the scope of this protocol. We studied the effect of the substituents R<sub>1</sub>, R<sub>2</sub>, R<sub>3</sub> and the outcomes are summarized in Table 2.

Pyrazolo[3,4-*b*]quinolinones **4(a–u)** successfully synthesised with a wide range of substrates using the optimised protocol. The excellent yield of products was obtained with short reaction time range (2–10 min) by the help of P2CA. Variation in reaction

time was observed because the reaction was affected by the electronic effects of substituents in the aromatic ring. The substrates bearing activating group (ERG) increased the reactivity. Whereas, the substrates bearing deactivating group (EWG) decreased reactivity. For example, the reaction of 2,5-dimethoxy benzaldehyde **1e** completed only in 2 minutes and reaction of 4-nitro benzaldehyde **1g** completed in 10 minutes. This is only possible when reaction proceeded through electron-deficient carbocation as a reaction centre. Because ERG stabilised carbocation by releasing electron towards the reaction centre which lowered the energy level of the transition state. Due to this reason, rate of reaction increased. The opposite effect was observed due to EWG.

Based on this fact, a plausible mechanism for this reaction is proposed (Scheme 2). P2CA (**I**) has dual nature *i.e.* acidic and basic. Initially, Knoevenagel condensation was carried out between aldehydes (**II**) and 1,3-cyclohexanones (**III**) to produce Knoevenagel adduct (**VI**) through the simultaneous generation of carbocation and carbanion. In the next step, again carbocation (**VIII**) was generated from adduct (**VII**) by P2CA.

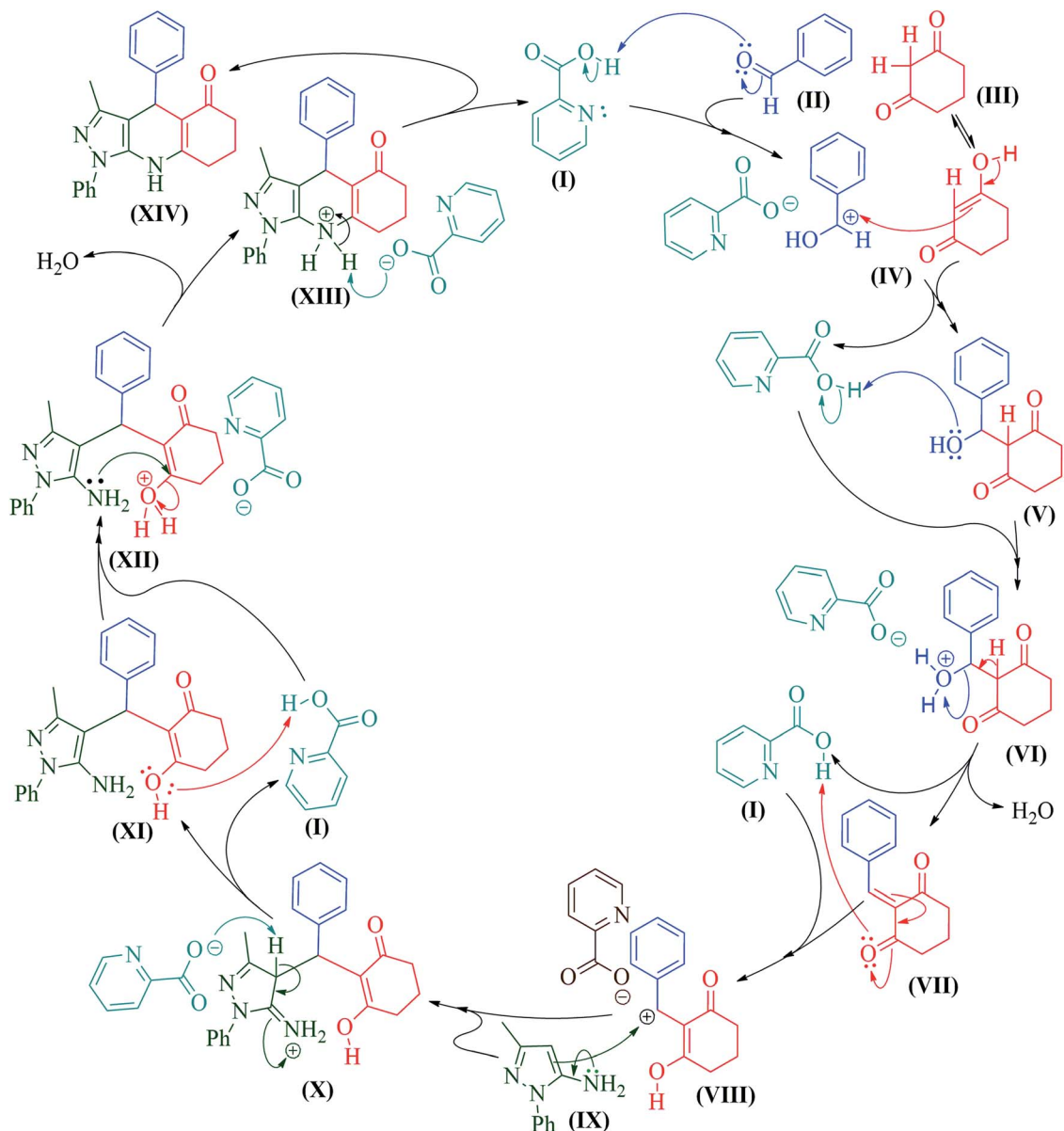
Table 2 Synthesis of pyrazolo[3,4-*b*]quinolinones **4(a–u)**<sup>a</sup>



Sr. no.	Product	(R <sub>1</sub> )	(R <sub>2</sub> )	(R <sub>3</sub> )	Time (min)	Yield <sup>b</sup> (%)
1	<b>4a</b>	-H	-H	-Me	5	96
2	<b>4b</b>	-H	-H	-Ph	5	98
3	<b>4c</b>	-H	-Me	-Me	5	94
4	<b>4d</b>	4-Br	-H	-Me	5	94
5	<b>4e</b>	4-Br	-Me	-Me	5	98
6	<b>4f</b>	4-Br	-Me	-Ph	5	92
7	<b>4g</b>	3-Cl	-H	-Me	5	94
8	<b>4h</b>	3-Cl	-Me	-Me	5	95
9	<b>4i</b>	4-OMe	-H	-Me	3	94
10	<b>4j</b>	4-OMe	-Me	-Me	3	96
11	<b>4k</b>	3-OMe	-H	-Me	3	95
12	<b>4l</b>	3-OMe	-Me	-Me	3	94
13	<b>4m</b>	2-5-OMe	-H	-Me	2	92
14	<b>4n</b>	2-5-OMe	-Me	-Me	2	88
15	<b>4o</b>	3-4-OMe	-H	-Me	3	96
16	<b>4p</b>	3-4-OMe	-Me	-Me	3	97
17	<b>4q</b>	2-NO <sub>2</sub>	-H	-Me	10	87
18	<b>4r</b>	2-NO <sub>2</sub>	-Me	-Me	10	89
19	<b>4s</b>	3-OH	-H	-Me	4	84
20	<b>4t</b>	3-OH	-Me	-Me	4	88
21	<b>4u</b>	4-Ph	-Me	-Me	5	84

<sup>a</sup> MCRs of 1 mmol of aldehydes **1(a–j)**, 1 mmol of cyclic 1,3-diones **2(a–b)**, and 5-amino-pyrazole derivatives **3(a–b)** carried out in 3 ml ethanol at 60 °C. <sup>b</sup> Isolated yield.





Scheme 2 A plausible mechanism for the formation of 4a.

Nucleophilic attack by 5-amino pyrazoles (IX) on carbocation (VIII) gave stable intermediate (XI) which is further cyclised by P2CA and condensed to give final product (XIV). Here, reaction forwarded through two carbocations (IV & VIII) which was affected by the electronic effect of the substituent on an aromatic ring.

Recyclization of the catalyst was also carried out for making our protocol more eco-compatible and cost-effective. We check recyclability of P2CA for the synthesis of 4c. A mixture of 2 mmol benzaldehyde 1a, 2 mmol dimedone 2b, 2 mmol 5-amino-3-methyl-1-phenyl-1H-pyrazole 3a and 20% mol P2CA was stirred in 3 ml ethanol at 60 °C for 5 minutes. The reaction mixture was cooled and 9 ml water was added with stirring. The precipitated product was separated by simple filtration. Collected filtrate was heated at 60 °C under reduced pressure. P2CA was recovered

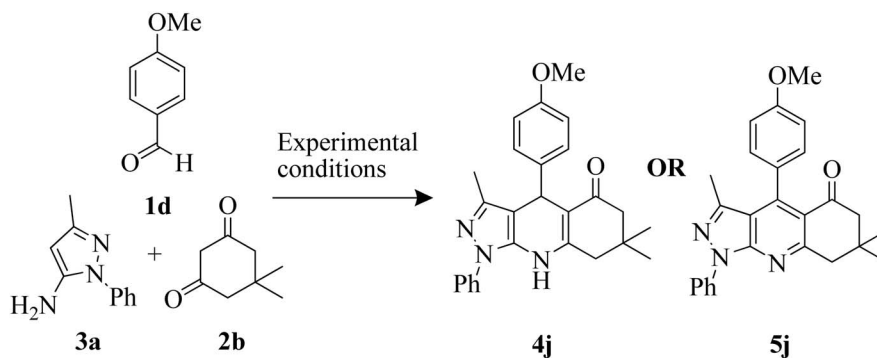
and used for the next cycle (Table 3). Obtained results indicated that P2CA can be reused up to 4<sup>th</sup> cycle.

Further, to check the efficiency of newly selected catalyst P2CA, we compared the results with the previously reported work for the same product 4j synthesised from 4-methoxy benzaldehyde 1d, dimedone 2b and 5-amino-3-methyl-1-phenyl-

Table 3 Recycling of catalyst for the synthesis of 4c

Run	% yield
1 <sup>st</sup>	98
2 <sup>nd</sup>	95
3 <sup>rd</sup>	86
4 <sup>th</sup>	80



Table 4 Comparison of our work with previously reported methods<sup>a</sup>

Entry	Reaction condition	Time (minutes)	Yield (%)		Reference
			4j	5j	
1	SDS, H <sub>2</sub> O, 90 °C	720	—	97	36
2	PEG-400, 100–110 °C	240	—	90	37
3	MWI, EtOH : H <sub>2</sub> O, 50 °C	5	94	—	38
4	[bmim]Br, 90 °C	180	85	—	19
5	P2CA, ethanol, 60 °C	3	96	—	This work

<sup>a</sup> Multicomponent reaction of 4-methoxy benzaldehyde, **1d**, dimedone **2b** and 5-amino-3-methyl-1-phenyl-1H-pyrazole **3a** in a various experimental condition.

1H-pyrazole **3a** (Table 4). Reported work with SDS and PEG-400 catalyst showed that reaction of **1d**, **2b** and **3a** produced **5j** (pyrazolopyridine) instead of our desired product **4j** (pyrazolodihydropyridine). The overall comparison indicates that our protocol produced desired product **4j** conventionally as good as microwave irradiation method. This shows that our protocol is green, eco-compatible and cost-effective.

## Conclusion

The newly selected catalyst P2CA showed good efficiency towards the reaction of pyrazolo[3,4-*b*]quinolinones. The reaction completed rapidly (in 2–10 minutes). The electronic effect of aromatic substituent was observed in the form of reactivity of the substrate. Recyclization of catalyst showed that P2CA can be reused up to 4<sup>th</sup> cycle. Comparison of our protocol with reported work indicated that P2CA produced pyrazolo[3,4-*b*]quinolinones conventionally as efficient as microwave irradiation. We are in the process of applying PAC as a green and sustainable catalyst for the other multicomponent reactions which involves C–C and C–N bond formation.

## Conflicts of interest

There are no conflicts to declare.

## Acknowledgements

We are thankful to SERB, New Delhi, India for providing financial assistance from the major research project (file no.

EEQ/2016/000376, dated 07/02/2017). We thank UGC, New Delhi for UGC-CPEPA Phase-II program sponsored under award letter no. F. No. 1–14/2002-2016(NS/PE) dated 28th April 2016 and UGC-CAS, Phase-II sponsored under award letter no. F-540/5/CASII/2018 (SAP-I) dated July 25, 2018, for the assistance in general and NMR facility in particular. MGS thankful to SERB, New Delhi for SRF.

## References

- 1 T. Shi, S. Teng, Y. Wei, X. Guo and W. Hu, *Green Chem.*, 2019, **21**, 4936–4940.
- 2 D. M. Patel and Hs. M. Patel, *ACS Sustainable Chem. Eng.*, 2019, **7**, 18667–18676.
- 3 D. M. Patel, H. J. Patel, J. M. Padrón and H. M. Patel, *RSC Adv.*, 2020, **10**, 19600–19609.
- 4 J. Xu, W. Huang, R. Bai, Y. Queneau, F. Jérôme and Y. Gu, *Green Chem.*, 2019, **21**, 2061–2069.
- 5 G. C. Brahmabhatt, T. R. Sutariya, H. D. Atara, N. J. Parmar, V. K. Gupta, I. Lagunes, J. M. Padrón, P. R. Murumkar and M. R. Yadav, *Mol. Diversity*, 2020, **24**, 355–377.
- 6 D. M. Patel, R. M. Vala, M. G. Sharma, D. P. Rajani and H. M. Patel, *ChemistrySelect*, 2019, **4**, 1031–1041.
- 7 S. Chen, P. Ravichandiran, A. El-Harairy, Y. Queneau, M. Li and Y. Gu, *Org. Biomol. Chem.*, 2019, **17**, 5982–5989.
- 8 M. G. Sharma, J. Pandya, D. M. Patel, R. M. Vala, V. Ramkumar, R. Subramanian, V. K. Gupta, R. L. Gardas, A. Dhanasekaran and H. M. Patel, *Polycyclic Aromat. Compd.*, 2019, DOI: 10.1080/10406638.2019.1686401.



- 9 A. El-Harairy, Y. Qi, M. Yue, W. Fan, F. Popowycz, Y. Queneau, M. Li and Y. Gu, *ChemCatChem*, 2019, **11**, 4403–4410.
- 10 H. Patel, D. Rajani, M. Sharma and H. Bhatt, *Lett. Drug Des. Discovery*, 2019, **16**, 119–126.
- 11 H. M. Patel, K. D. Patel and H. D. Patel, *Curr. Bioact. Compd.*, 2017, **13**, 47–58.
- 12 H. M. Patel, *Curr. Bioact. Compd.*, 2018, **14**, 278–288.
- 13 F. F. Wagner, J. A. Bishop, J. P. Gale, X. Shi, M. Walk, J. Ketterman, D. Patnaik, D. Barker, D. Walpita, A. J. Campbell, S. Nguyen, M. Lewis, L. Ross, M. Weiwier, W. F. An, A. R. Germain, P. P. Nag, S. Metkar, T. Kaya, S. Dandapani, D. E. Olson, A.-L. Barbe, F. Lazzaro, J. R. Sacher, J. H. Cheah, D. Fei, J. Perez, B. Munoz, M. Palmer, K. Stegmaier, S. L. Schreiber, E. Scolnick, Y.-L. Zhang, S. J. Haggarty, E. B. Holson and J. Q. Pan, *ACS Chem. Biol.*, 2016, **11**, 1952–1963.
- 14 G. F. Mangiatordi, D. Trisciuzzi, D. Alberga, N. Denora, R. M. Iacobazzi, D. Gadaleta, M. Catto and O. Nicolotti, *Eur. J. Med. Chem.*, 2017, **139**, 792–803.
- 15 B. Drees, L. Chakravarty, G. Prestwich, G. Dorman, M. Kavec, A. Lukacs, L. Urge, F. Darvas, P. Rzepecki and C. Ferguson, *US Pat.*, US 2007/0010548 A1, 2007.
- 16 I. Drizin, R. J. Altenbach and W. A. Carroll, *US Pat.*, US 6538004 B2, 2003.
- 17 D. Anand, P. K. Yadav, O. P. S. Patel, N. Parmar, R. K. Maurya, P. Vishwakarma, K. S. R. Raju, I. Taneja, M. Wahajuddin, S. Kar and P. P. Yadav, *J. Med. Chem.*, 2017, **60**, 1041–1059.
- 18 D. M. Patel, M. G. Sharma, R. M. Vala, I. Lagunes, A. Puerta, J. M. Padrón, D. P. Rajani and H. M. Patel, *Bioorg. Chem.*, 2019, **86**, 137–150.
- 19 D.-Q. Shi and F. Yang, *J. Heterocycl. Chem.*, 2011, **48**, 308–311.
- 20 X. Zhang, D. Li, X. Fan, X. Wang, X. Li, G. Qu and J. Wang, *Mol. Diversity*, 2010, **14**, 159–167.
- 21 J. M. Khurana, A. Chaudhary, B. Nand and A. Lumb, *Tetrahedron Lett.*, 2012, **53**, 3018–3022.
- 22 L.-Y. Zeng, T. Liu, J. Yang, Y. Yang, C. Cai and S. Liu, *ACS Comb. Sci.*, 2017, **19**, 437–446.
- 23 N. G. Singh, R. Nagarajaprakash, J. W. S. Rani, C. Kathing, R. Nongrum and R. Nongkhilaw, *New J. Chem.*, 2015, **39**, 3908–3915.
- 24 L. Yang and J.-P. Wan, *Green Chem.*, 2020, **22**, 3074–3078.
- 25 R. S. Grant, S. E. Coggan and G. A. Smythe, *Int. J. Tryptophan Res.*, 2009, **2**, 71–79.
- 26 D. Datta and S. Kumar, *J. Chem. Eng. Data*, 2015, **60**, 2709–2716.
- 27 O. N. Shishilov, N. S. Akhmadullina and V. R. Flid, *Russ. Chem. Bull.*, 2020, **69**, 289–294.
- 28 B. Li, J. Wang, H. Song, H. Wu, X. Chen and X. Ma, *J. Coord. Chem.*, 2019, **72**, 2562–2573.
- 29 Ö. Tamer, H. Mahmood, K. F. Feyzioğlu, O. Kılınc, D. Avci, O. Orun, N. Dege and Y. Atalay, *Appl. Organomet. Chem.*, 2020, **34**, e5416.
- 30 S. Fu, X. Li, L. Wan, Y. Wu, W. Zhang, Y. Wang, Q. Bao and J. Fang, *Adv. Energy Mater.*, 2019, **9**, 1901852.
- 31 R. M. Vala, D. M. Patel, M. G. Sharma and H. M. Patel, *RSC Adv.*, 2019, **9**, 28886–28893.
- 32 V. A. Chebanov, V. E. Saraev, S. M. Desenko, V. N. Chernenko, S. V. Shishkina, O. V. Shishkin, K. M. Kobzar and C. O. Kappe, *Org. Lett.*, 2007, **9**, 1691–1694.
- 33 V. A. Chebanov, V. E. Saraev, S. M. Desenko, V. N. Chernenko, I. V. Knyazeva, U. Groth, T. N. Glasnov and C. O. Kappe, *J. Org. Chem.*, 2008, **73**, 5110–5118.
- 34 P. Saisaha, J. J. Dong, T. G. Meinds, J. W. de Boer, R. Hage, F. Mecozzi, J. B. Kasper and W. R. Browne, *ACS Catal.*, 2016, **6**, 3486–3495.
- 35 M. S. Lam, H. W. Lee, A. S. C. Chan and F. Y. Kwong, *Tetrahedron Lett.*, 2008, **49**, 6192–6194.
- 36 H.-Y. Wang and D.-Q. Shi, *J. Heterocycl. Chem.*, 2012, **49**, 212–216.
- 37 K. Karnakar, S. Narayana Murthy, K. Ramesh, G. Satish, J. B. Nanubolu and Y. V. D. Nageswar, *Tetrahedron Lett.*, 2012, **53**, 2897–2903.
- 38 M. Robert Khumalo, S. N. Maddila, S. Maddila and S. B. Jonnalagadda, *RSC Adv.*, 2019, **9**, 30768–30772.

